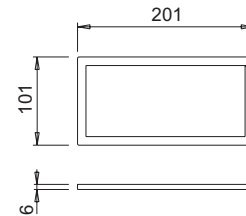


TITAN

EDGE LED PANEL WITH WIDE PROJECTION



TITAN is an LED panel for surface installation with a thickness of only 6mm. The device integrates the special EDGE LED technology that guarantees a very wide beam angle which allows for homogenous light on the surface of the worktop. TITAN is also a luminaire with a high colour rendering index (Ra \geq 90).

FEATURES

Material: aluminium and stainless steel

Finish: steel

Light source: SMD EDGE LED

Connector: Micro12

Wiring: 2000mm

Application type: under cabinet, under shelf

Installation: surface

TITAN without switch

UFORM CODE	WATT & VOLT	LIGHT COLOUR	FINISH	PER PACK
LG-TITANWSTEELNW	6W @ 12Vdc	Natural white	Steel	1
LG-TITANWSTEELWW	6W @ 12Vdc	Warm white	Steel	1

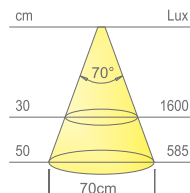

Led converter not included. To be ordered separately.



SET TITAN 3X without switch

UFORM CODE	WATT & VOLT	LIGHT COLOUR	FINISH	PER PACK
LG-TITANWSTEELNWX3	3x6W @ 230Vac	Natural white	Steel	Set of 3
LG-TITANWSTEELWWX3	3x6W @ 230Vac	Warm white	Steel	Set of 3

Led converter included.



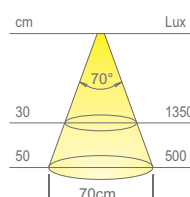

Colour appearance natural white

Colour temperature 4000 K

Luminous flux 270 lm

Luminous efficiency 45 lm/W

CRI Ra \geq 80



Colour appearance warm white

Colour temperature 3000 K

Luminous flux 240 lm

Luminous efficiency 40 lm/W

CRI Ra \geq 80

NO-DOT EFFECT LED TECHNOLOGY

The device has a homogeneous and diffused light projection which is devoid of the speckled effect typical of traditional LED spotlights. TITAN also integrates a special optic, which appears neutral and uniform even when the appliance is off.

WARNING: All light fittings must be fitted by a qualified electrician. Care must be taken where lights are enclosed in a cabinet, ensuring there is adequate ventilation. Light fittings should not be fitted in the vicinity of flammable surfaces.

ORDER ONLINE

UFORM.CO.UK

TEL: 028 79651650

FAX: 028 79651652

uform